



Kanopy

Watch **4** films per month. Play credits reset on the 1st of each month.
You must be online to watch a film.





Please note: Streaming films uses a **large** amount of data.

- One Hour of video can use between 1-3 GB of data.
- If you have a small data plan 2GB per month then this service is not recommended
-


You will need:

- An [email address](#)
- **Narembeen Library Card**
- **iPad** users **Apple ID** (iTunes email and password)
- **Android** (other tablets) **Google** Account (AKA Gmail): Username & Password

Step 1: Install App

<p>Apple® Devices (ie. iPad)</p>  Tap "App Store" icon  Tap the magnifying Glass Type: Kanopy	<p>Android® (ie. Samsung, Levono, Huawei)</p>  Tap the "Play Store" icon  Tap the magnifying Glass Type: Kanopy
---	--


- Tap "GET" or "INSTALL"



Step 2: Create a Kanopy Account

- Open App
- Tap "Get Started" tap "Find Library"

Do you have a library card?



First, find your public library. Then, enter your library card information. If you don't have one yet, we'll help you get one.

Find Library

- Type **Narembeen**
 - Tap Suggested: **Narembeen Public Library (WA)**
 - Tap **Add library card**
 - Fill in your: **Name, Email** details. **Password** can be whatever you choose, it doesn't have to be same as what you use to log into your email.
 - Tap **Sign up**
- Remember:** Your email address will be how you log into **Kanopy** from now on.



[If you have any issues, call the CRC – 9064 7055](tel:90647055)

NAREMBEEN LIBRARY MEMBERSHIP CARD



"If you read the books that everyone else is reading, you can only think what everyone else is thinking"

Your library number

Step 3: Choose a Film

OPTION 1: BROWSE HOMESCREEN


The home screen is a great place to pick a film. If you have used Netflix it is very similar.

- Scroll down to see a selection of the film collections
- Scroll across within each category.
 - Tap **See More>** to see all films in the category

NB: Featured Collections change frequently

OPTION 2: BROWSE ALL SUBJECTS

Dive deeper & into more specific categories & sub-categories

- Tap **menu button** 
- Tap a subject
 - Eg. Movies
- Tap sub-category
 - Eg. Comedy, Short Film, TV Series,

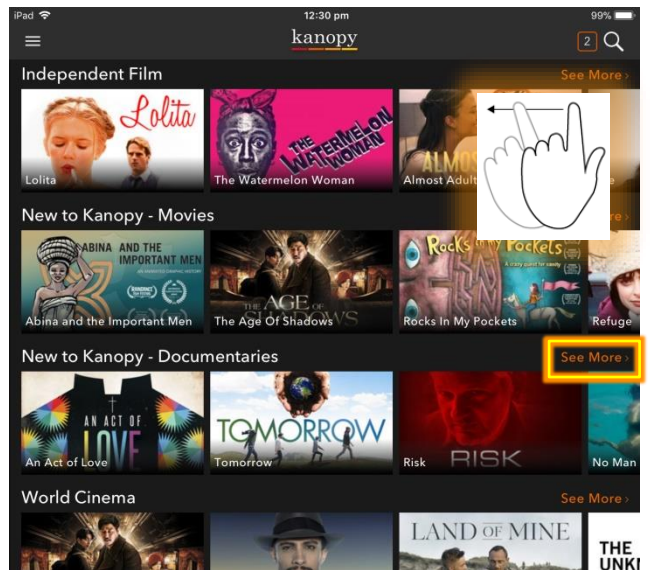
Go deeper

- Tap **Movies**
- Tap **World Cinema**
- Tap **See More>**
- Tap **Films from Africa**

- Tap **+ Explore** at Top-Right

OPTION 3: SEARCH

- Tap **Magnifying Glass** to type a search



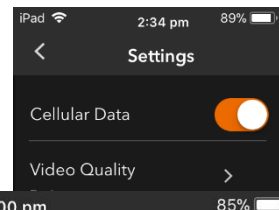
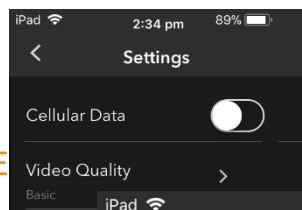
Other Tips: Do you have limited internet?

HOW TO USE LESS DATA

Tip 1: Use Wi-Fi ONLY

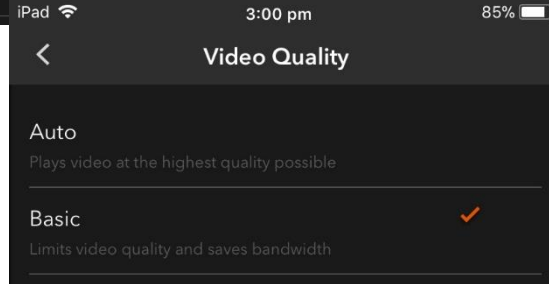
If your device has it's own internet (mobile data OR Cellular Data) decide whether to use it or only Wi-Fi.

- Tap **Menu Button**
- Tap **Settings**
- Tap **Cellular Data**



Tip 2: LOWER VIDEO QUALITY USE

- Tap **Menu Button**
- Tap **Settings**
- Tap **Video Quality**



To use less data:

- Tap **Basic**

Unlimited Collections:

- Credit-Free Viewing
- Great Courses
- Kids

MORE HELP AVAILABLE IN THE APP

- Tap **Menu Button**
- Tap **Settings**
- Tap **Help Centre**



*Start watching some **great films!***

*Teach a friend **how to enjoy them too!***